



MUNICIPALIDAD DE MCAL. FRANCISCO S. LOPEZ


EJECUCION PRESUPUESTARIA DE EGRESOS FONACIDE - PRIMER SEMESTRE- EJERCICIO 2021

ANEXO B-06-04


| CODIGO | | | | | | CONCEPTO | PRESUPUESTO INICIAL | Modificaciones | PRESUPUESTO VIGENTE | OBLIGADO / PAGADO | | | | | | ACUMULADO SEMESTRE VENCIDO | TOTAL OBLIGADO | SALDO | TOTAL PAGADO | Oblig Pendiente de Pago | |
|--------|-----------|-----------------|---------|------|------|--|---------------------|----------------|---------------------|-------------------|---------|------------|-------|------|-------|----------------------------|----------------|-------------|---------------|-------------------------|---|
| GRUPO | SUB GRUPO | OBJETO DE GASTO | DETALLE | F.F. | O.F. | | | | | ENERO | FEBRERO | MARZO | ABRIL | MAYO | JUNIO | | | | | | |
| 100 | | | | | | GASTO DE GESTION | 1.000.000.000 | 168.509.779 | 1.168.509.779 | 77.848.035 | 0 | 37.290.903 | 0 | 0 | 0 | 0 | 115.138.938 | 115.138.938 | 1.053.370.841 | 115.138.938 | 0 |
| | | | | | | GASTOS CORRIENTES | 300.000.000 | 66.392.667 | 366.392.667 | 0 | 0 | 0 | 0 | 0 | 0 | 0 | 0 | 0 | 366.392.667 | 0 | 0 |
| 800 | | | | | | TRANSFERENCIAS CORRIENTES AL SECTOR PRIV. | 300.000.000 | 66.392.667 | 366.392.667 | 0 | 0 | 0 | 0 | 0 | 0 | 0 | 0 | 0 | 366.392.667 | 0 | 0 |
| | 840 | | | | | Transferencia Corrientes al Sector Privado | 300.000.000 | 66.392.667 | 366.392.667 | 0 | 0 | 0 | 0 | 0 | 0 | 0 | 0 | 0 | 366.392.667 | 0 | 0 |
| | | 848 | | 30 | 003 | Transfe. Complem. Nutric. Esc. Publicas | 300.000.000 | 66.392.667 | 366.392.667 | 0 | 0 | 0 | 0 | 0 | 0 | 0 | 115.138.938 | 115.138.938 | 686.978.174 | 115.138.938 | 0 |
| | | | | | | GASTOS DE CAPITAL | 700.000.000 | 102.117.112 | 802.117.112 | 77.848.035 | 0 | 37.290.903 | 0 | 0 | 0 | 0 | 115.138.938 | 115.138.938 | 686.978.174 | 115.138.938 | 0 |
| 500 | | | | | | INVERSION FISICA | 700.000.000 | 102.117.112 | 802.117.112 | 77.848.035 | 0 | 37.290.903 | 0 | 0 | 0 | 0 | 115.138.938 | 115.138.938 | 686.978.174 | 115.138.938 | 0 |
| | 520 | | | | | Construcciones | 700.000.000 | 102.117.112 | 802.117.112 | 77.848.035 | 0 | 37.290.903 | 0 | 0 | 0 | 0 | 115.138.938 | 115.138.938 | 686.978.174 | 115.138.938 | 0 |
| | | 520 | | 30 | 003 | Construcciones de obras de uso público | 700.000.000 | 102.117.112 | 802.117.112 | 77.848.035 | 0 | 37.290.903 | 0 | 0 | 0 | 0 | 115.138.938 | 115.138.938 | 686.978.174 | 115.138.938 | 0 |


Lic. Norma Fariña Avalos
 Contadora




Prof. Hector Raúl Álvarez
 Secretario General




Abog. Nestor Favián Martínez
 Intendente Municipal




MUNICIPALIDAD DE MCAL. FRANCISCO S. LOPEZ

EJECUCION PRESUPUESTARIA DE EGRESOS FONACIDE - PRIMER SEMESTRE- EJERCICIO 2021


ANEXO B-06-04

| CODIGO | | | | | | | CONCEPTO | PRESUPUESTO INICIAL | Modificaciones | PRESUPUESTO VIGENTE | OBLIGADO / PAGADO | | | | | | ACUMULADO SEMESTRE VENCIDO | TOTAL OBLIGADO | SALDO | TOTAL PAGADO | Oblig. Pendiente de Pago |
|--------|-----------|-------------------|---------|------|------|-------|--|---------------------|----------------|---------------------|-------------------|-------|------------|------|-------|---|----------------------------|----------------|---------------|--------------|--------------------------|
| GRUPO | SUB GRUPO | PROYECTO DE GASTO | DETALLE | F.F. | O.F. | ENERO | | | | | FEBRERO | MARZO | ABRIL | MAYO | JUNIO | | | | | | |
| 100 | | | | | | | GASTO DE GESTION | 1.000.000.000 | 168.509.779 | 1.168.509.779 | 77.848.035 | 0 | 37.290.903 | 0 | 0 | 0 | 115.138.938 | 115.138.938 | 1.053.370.841 | 115.138.938 | 0 |
| | | | | | | | GASTOS CORRIENTES | 300.000.000 | 66.392.667 | 366.392.667 | 0 | 0 | 0 | 0 | 0 | 0 | 0 | 0 | 366.392.667 | 0 | 0 |
| 800 | | | | | | | TRANSFERENCIAS CORRIENTES AL SECTOR PRIV. | 300.000.000 | 66.392.667 | 366.392.667 | 0 | 0 | 0 | 0 | 0 | 0 | 0 | 0 | 366.392.667 | 0 | 0 |
| | 840 | | | | | | Transferencia Corrientes al Sector Privado | 300.000.000 | 66.392.667 | 366.392.667 | 0 | 0 | 0 | 0 | 0 | 0 | 0 | 0 | 366.392.667 | 0 | 0 |
| | | 848 | | 30 | 003 | | Transfe. Complem. Nutric. Esc. Publicas | 300.000.000 | 66.392.667 | 366.392.667 | 0 | 0 | 0 | 0 | 0 | 0 | 0 | 0 | 366.392.667 | 0 | 0 |
| | | | | | | | GASTOS DE CAPITAL | 700.000.000 | 102.117.112 | 802.117.112 | 77.848.035 | 0 | 37.290.903 | 0 | 0 | 0 | 115.138.938 | 115.138.938 | 686.978.174 | 115.138.938 | 0 |
| 500 | | | | | | | INVERSION FISICA | 700.000.000 | 102.117.112 | 802.117.112 | 77.848.035 | 0 | 37.290.903 | 0 | 0 | 0 | 115.138.938 | 115.138.938 | 686.978.174 | 115.138.938 | 0 |
| | 520 | | | | | | Construcciones | 700.000.000 | 102.117.112 | 802.117.112 | 77.848.035 | 0 | 37.290.903 | 0 | 0 | 0 | 115.138.938 | 115.138.938 | 686.978.174 | 115.138.938 | 0 |
| | | 520 | | 30 | 003 | | Construcciones de obras de uso público | 700.000.000 | 102.117.112 | 802.117.112 | 77.848.035 | 0 | 37.290.903 | 0 | 0 | 0 | 115.138.938 | 115.138.938 | 686.978.174 | 115.138.938 | 0 |


Lic. Norma Fariña Avalos
 Contadora




Prof. Hector Raúl Álvarez
 Secretario General




Abog. Nestor Favián Martínez
 Intendente Municipal